

Nome Data Avaliação

1 – Escreve os números por extenso.

3 – _____

7 – _____

10 – _____

5 – _____

9 – _____

12 – _____

2 – Liga cada etiqueta ao número correspondente.

$5 + 5$

$6 + 6$

$8 + 2$

$4 + 4$

8

10

12

$8 + 4$

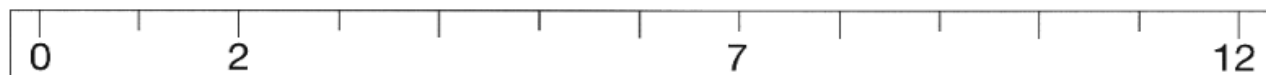
$10 + 2$

$2 + 6$

$7 + 3$

3 – Coloca os números na régua graduada.

1	4	6	8	10
---	---	---	---	----



4 – Completa as igualdades.

$3 + 4 = \square$

$7 - 3 = \square$

$4 + 5 = \square$

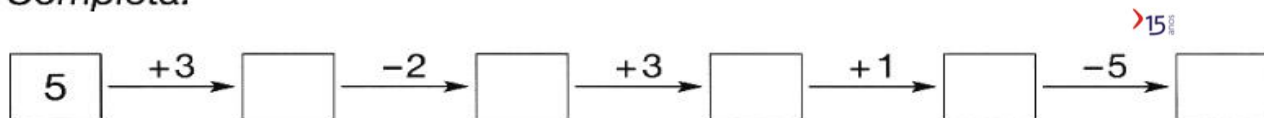
$8 - 4 = \square$

$10 = 5 + \square$

$3 = 6 - \square$



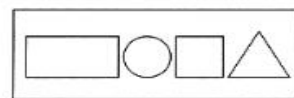
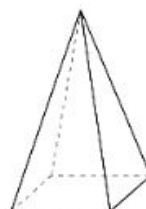
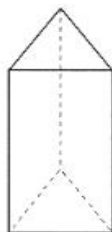
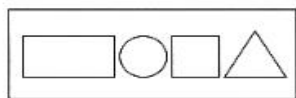
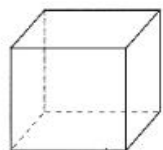
5-Completa.








6-Completa a grelha.


+	1	2	3	4
5			8	
6		8		
7	8			

7-Assinala as figuras geométricas que constituem cada um dos sólidos.



8-Observa a tabela. Desenha os elementos nas "casinhas" da grelha indicadas pelos pares. Vê o exemplo.

	1	u		3	o
	2	i		1	a
	3	a			

	a	e	i	o	u
1					
2					
3					